

Our common features ...



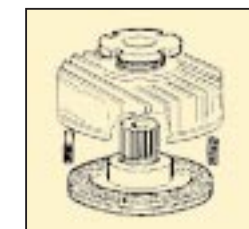
New ergonomic "tiller"

- user-friendly interface between operator, motors and MOSFET controller
- pressure sensitive push buttons with more than 2 million test cycles and IP 67 protection rating against dust and water splash: lift, lower, horn and ancillary functions, accessible both for left and right hand
- butterfly control for drive and brake system
- red, anti-crush button automatically reverses the travel direction, when touched
- ability to drive the truck with the tiller in the upright position at reduced speed (turtle)



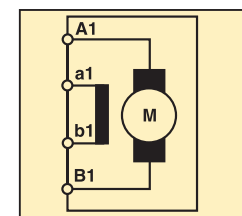
Electro-magnetic brake system

- mechanical parking brake function
- activates in upper and lower end of tiller angle



MOSFET transistor controller

- for drive and hydraulic motor
- for on-board diagnosis with memorisation
- with personalisation of functional parameters
- anti-roll back function



SEM motor

- no need for contactors forw/rev
- energy regeneration till standstill
- same output loaded / unloaded
- swift response time for precise operation
- reverse current braking



Combi-instrument and Keyswitch

- hourmeter, operating when truck energy is requested
- battery discharge indicator, with lift lock-out
- fault code indication, for simpler maintenance/repair

MAINTENANCE INTERVAL = 600 hours !!

Facts (approx.) ...

MWP 33	MWPJ 49
MWPF 47	Pallets per hour
MWP 0.41	MWPJ 0.28
MWPF 0.35	Cost (€) per pallet
MWP 0.42	MWPJ 1.22
MWPF 0.80	Consumption in kWh
MWP 0.8	MWPJ 1
MWPF 1	Performance factor

More choice

Electric Powered Pallet Truck MWP-1R

KOMATSU



Pedestrian Trucks

- Short runs - confined spaces
- **Light-medium duty**

- **Folding Platform Trucks**
- Faster transport more comfort
- **Heavy-duty**

- **Rider Seated Trucks**
- Continuous operation long runs
- **Heavy-duty**

MWP18/20-1R

Electric Pedestrian Low Lift Pallet Truck

- 3-point contact design
- long tiller → lighter steering
- 1800/2000 kg @ 600 LC
- drive: 1 kW-KB 60°
- pump: 1.2 kW-KB 15%
- tiller active also in vertical stand
- autom. cut-off at max.lift
- drive speed (unloaded): 6 km/h
- outside width=710 mm for easy block-stacking
- battery= 24V/ 110-150 Ah (1.8t) 24V/ 160-250 Ah (1.8-3t) 24V/ 330-375 Ah (2.2-3t)

MWP22/30-1R

Electric Pedestrian Low Lift Pallet Truck

- 3-point contact design
- long tiller → lighter steering
- 2200/3000 kg @ 600 LC
- drive: 1.2 kW-KB 60°
- pump: 1.8 kW-KB 15%
- tiller active also in vertical stand
- autom. cut-off at max.lift
- drive speed (unloaded): 6 km/h
- outside width=710 mm for easy block-stacking
- battery= 24V/ 160-250 Ah 24V/ 330-375 Ah

MWP20/30F-1R

Electric Low Lift Pallet Truck w. folding platform

- 4-point contact design
- electric power steering
- 2000/3000 kg @ 600 LC
- drive: 2.5 kW-KB 60°
- pump: 1.2/1.8 kW-KB15%
- tiller active also in vertical stand
- autom. cut-off at max.lift
- drive speed (unloaded): 10.5 km/h w. platform
- outside width=710 mm for easy block-stacking
- battery= 24V/ 220-250 Ah (comp) 24V/ 330-375 Ah (2-3t)

MWP20/30J-1R

Electric Low Lift Pallet Truck w. sideways seat

- 4-point contact design
- hydr. power steering (3.0t)
- 2000/3000 kg @ 600 LC
- drive: 2.0/4.0 kW-KB 60°
- pump: 1.4/2.0 kW-KB 15%
- N/A
- autom. cut-off at max.lift
- drive speed (unloaded): 15 km/h
- outside width=820 mm (2t) and 950 mm (3t)
- battery= 24V/ 315-360 Ah (2t) 24V/ 375-480 Ah (3t)

Distributor :

Form No.MWP(R)-B-E-01/02
Printed in Belgium

KOMATSU
K-Division
Viale A. De Gasperi, 7
I-20020 Lainate (MI)
Tel.: +39 02 93765 551
Fax.: +39 02 93765 291



This brochure may contain attachments and optional equipment that are not available in your area. Please consult your Komatsu Forklift distributor for those items you may require. Materials and specifications are subject to change without notice.

MWP-1R
SERIES

POWERED PALLET TRUCK



KOMATSU

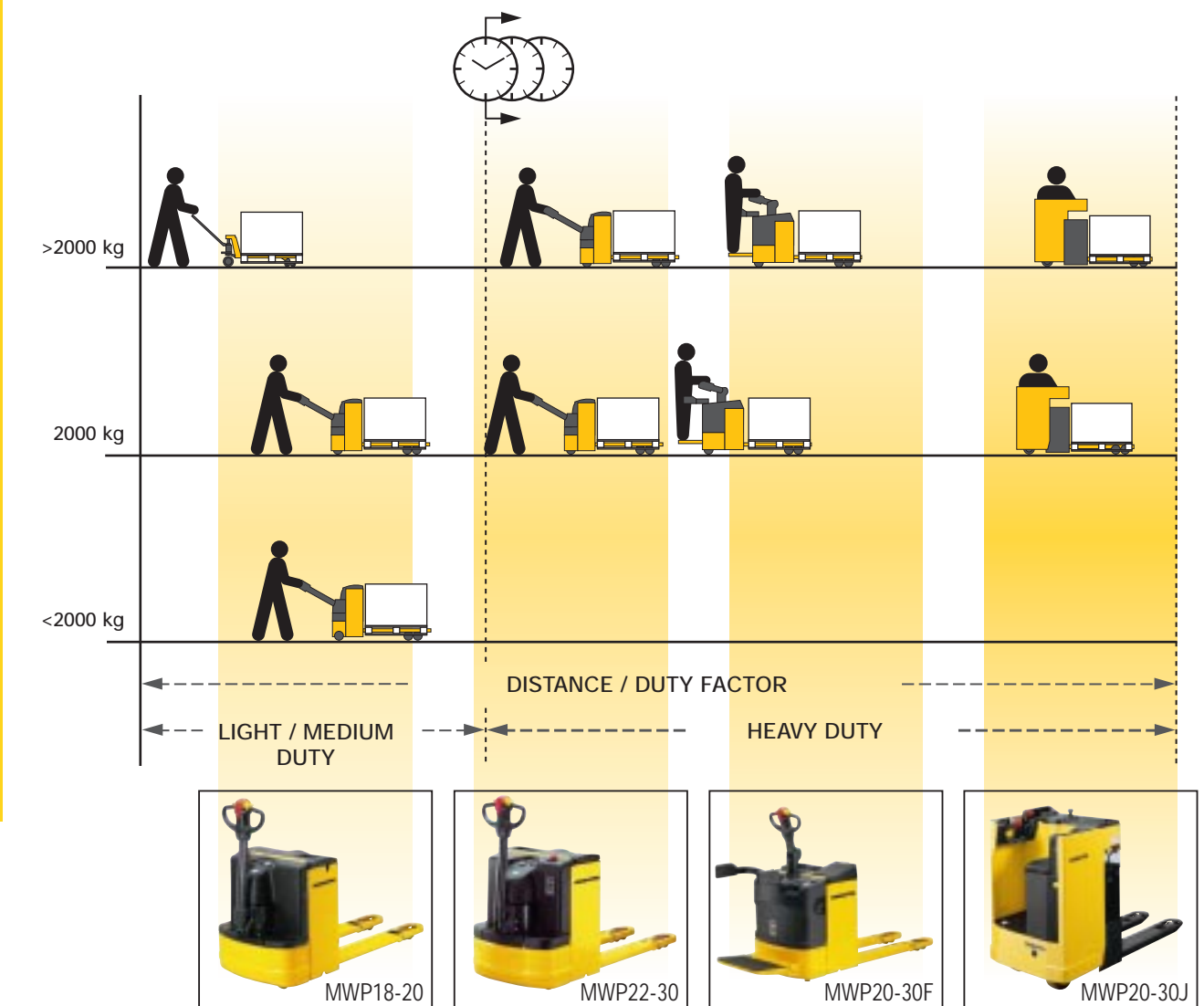
KOMATSU Warehouse material handling series

"Your single source for sales and service"

Technological progress is continually improving the quality of life thanks to constant new ideas and projects. Fundamental to this is the creation of new tools, improving our working environment.

The new series of KOMATSU powered pallet trucks is your best choice to contribute to this progress, since it's bringing real benefits in terms of operating efficiency, user safety and certainly increased productivity even in the most difficult conditions. The pallet truck applications are unlimited: truck loading and unloading, transportation of goods within manufacturing industries, food distribution centres, cross-docking, ... Of course, the pallet truck performance, minimum downtime and long service life with good maintenance is our strong point.

Select your new KOMATSU powered low lift pallet truck and you will find out how valuable these trucks are.



KOMATSU - MWP18/20-1R

Electric Powered Pedestrian Pallet Truck



The KOMATSU MWP18/20-1R electric powered pedestrian low lift pallet truck: a new "three contact point design" with central traction group targets to meet various customer needs at an acceptable low cost. The light to medium duty application can include pallet or roller cage handling in retail stores, transport of pallets in warehouses and production facilities, load movements inside lorries,...

- Two chassis configurations are available=
 - compact (l2=543 mm) with BS battery up to 24V/150 Ah
 - long (l2=640 mm) with DIN battery up to 24V/250 Ah

both with only 710 mm width of truck

- Robust SEM traction motor (1.0 kW) and powerful series wound pump motor (1.2 kW) with 2 year/ 5000 hrs warranty
- Forks are manufactured from high wear resistant DOMEX steel
- Option: built-in charger, cold store -30°C specification
- Standard: automatic power shut-off when forks reach max.lift. This also stops the noise from the pump.

Comfort through its ergonomics

KOMATSU - MWP22/30-1R

Heavy Duty Electric Powered Pedestrian Pallet Truck



The KOMATSU MWP22/30-1R heavy duty electric powered pedestrian low lift pallet truck is designed for a heavy duty application in loading/unloading of lorries, transport of load via loading docks and gradients, handling of heavy materials in manufacturing facilities, ...

- Strong and powerful SEM drive motor (1.2 kW for 2.2t and 2.5 kW for 3t) and powerful series wound pump motor (1.8 kW) with 2 year/5000 hrs warranty, ensure equal performance both laden and unladen.
- Heavy duty forks specification
- The unique ergonomic tiller and its low positioned joint enables particularly light steering and assumes the most comfortable operating position independently of stature
- Option: rapid side removal of battery with built-in roller bed for fast multi-shift work; cold store -30°C specification
- Standard: the ability to drive the truck with the tiller in the upright position at reduced speed in confined space.

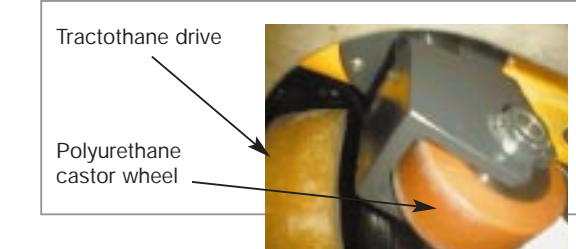
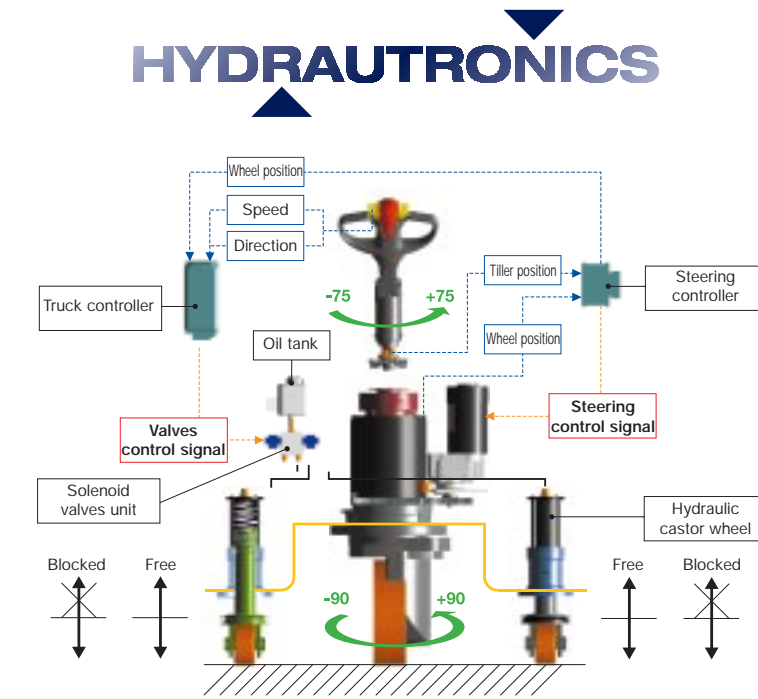
Technology with design experience

KOMATSU - MWP20/30F-1R

Electric Powered Pallet Truck with Folding Platform - High speed

The KOMATSU MWP20/30F-1R electric powered pedestrian low lift pallet truck with folding platform is an exceptional robust truck for heavy duty applications and long distance transportation of goods, pallets and rolls. It combines speed, ergonomics, safety and information in one single machine.

- The "HYDRAUTRONICS" system equipped on both lateral castor wheels, with active hydraulic balancing system create max. load stability on all types of internal flooring.
- An exclusive electric power steering system assists the tiller movement. It allows constant fatigue-free manoeuvring of the tiller within 2 x 75° with traction wheel moving 2 x 180°
- Tractothane (=rubber pockets inserted into polyurethane), for 2.0t and Polyurethane traction wheels for 3t give good ground grip without marking on the ground.
- Robust SEM traction motor (2.5 kW-KB 60') with 24 Volt power supply



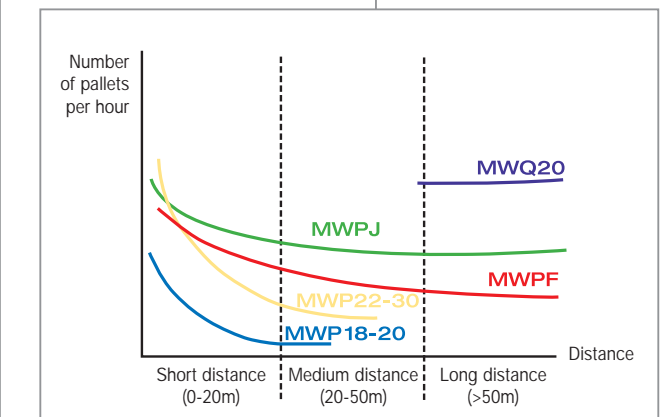
- The spring-loaded driver platform and comfortable side protections provide max. support and safety, even at topspeed of 10,5 km/h. Folding the platform gives easier control in confined area.
- Also available in compact version (2t), with fixed platform and side or back support.

Performance with r.o.i.

KOMATSU - MWP20/30J-1R

Electric Powered Sit-on Low Lift Pallet Truck

The KOMATSU MWP20/30J-1R electric powered sit-on low lift pallet truck is designed for continuous, hard application, over long distances. Good manoeuvrability from a compact construction (width = 820 mm for 2t and 950 mm for 3t) and a small turning radius.



- Good comfort is obtained via the adjustable seat and steering wheel, on inclined floorplate (std. 400 mm and optional 300 mm from floor) and the multi-function handgrip allowing control of drive direction and speed, reverse current braking, hydraulics and horn.
- Steerwheel position indicator (LED type) is std.
- Reliable motors for drive (2.0 kW for 2t & 4.0 kW for 3t) and pump (1.4 kW for 2t & 2.0 kW for 3t) linked to 24V/ 315-375 Ah (2t) and 48V/ 435-480 Ah (3t) batteries guarantee strong performances
- Electro-magnetic brakes (2t) or mechanical brakes on drive motor shaft (3t) give secure and safe operation
- Option= Ramp version (2t)



Quality with warranty